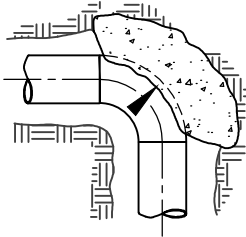
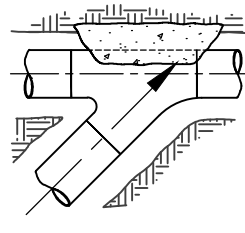


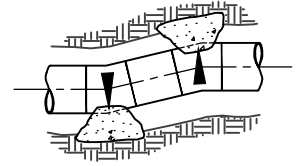
CONDITION 1



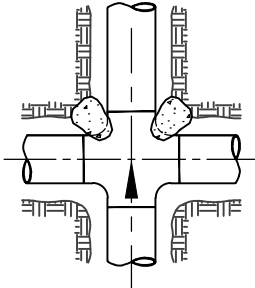
CONDITION 2



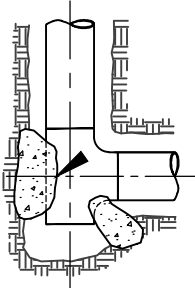
CONDITION 3



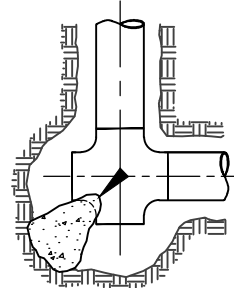
CONDITION 4



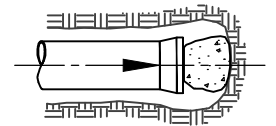
CONDITION 5  
(@ ENGINEERS DISC)



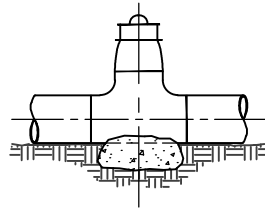
CONDITION 6



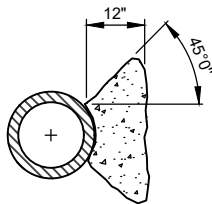
CONDITION 7



CONDITION 8



ANCHOR REQ'D. FOR  
VALVES 12" OR LARGER



TYPICAL SECTION  
THRU THRUST BLOCK

THRUST BLOCK BEARING AREA IN SQ. FT.


PIPE SIZE	CONDITION							
	1	2	3	4	5	6	7	8
4	2.6	3.3	2.6	1.3	1.3	2.0	3.3	2.6
6	4.6	6.5	3.9	2.0	2.6	3.3	6.5	4.6
8	7.8	11.0	5.9	3.3	3.9	5.9	11.0	7.8
10	12.4	17.5	9.8	5.2	6.5	9.1	17.5	12.4
12	17.5	24.8	13.6	7.8	9.1	12.3	24.8	17.5
14	24.0	33.8	18.2	9.7	12.3	16.9	33.8	24.0
16	31.1	44.0	23.8	12.7	15.5	23.2	44.0	31.1
20	48.6	68.8	37.2	19.8	24.2	36.3	68.8	48.6
24	89.8	90.1	48.8	24.9				

NOTES:

1. ALL THRUST BLOCK BEARING FACES SHALL BE POURED AGAINST UNDISTURBED SOIL OR APPROVED COMPACTED BACKFILL
2. CONCRETE SHALL BE CLASS 6.0-B-3000.
3. ALL THRUST BLOCK SIDES SHALL BE WOOD FORMED UNLESS OTHERWISE APPROVED.
4. CALCULATED ON 225 LB. TEST PRESSURE AND ALLOWABLE BEARING PRESSURE OF 200 LBS. PER SQUARE FEET.
5. IN POORER SOILS SPECIAL DESIGN IS REQUIRED.
6. VALVE BOLTS, WEEP-HOLES, AND OTHER FITTING APPARATUSES SHALL NOT BE COVERED WITH CONCRETE AND SHALL HAVE A MINIMUM 3" CLEARANCE FROM CONCRETE.
7. ALL THRUST BLOCKS SHALL BE INSPECTED BY AUTHORIZED CITY INSPECTOR PRIOR TO POUR AND PRIOR TO BACKFILL.

TYPICAL PIPE THRUST BLOCKING

DATE: JUNE 2021  
SCALE: N.T.S.  
75 NORTH MAIN STREET  
HEBER CITY, UTAH 84032  
(435) 654-0757



HEBER CITY

WATER-2