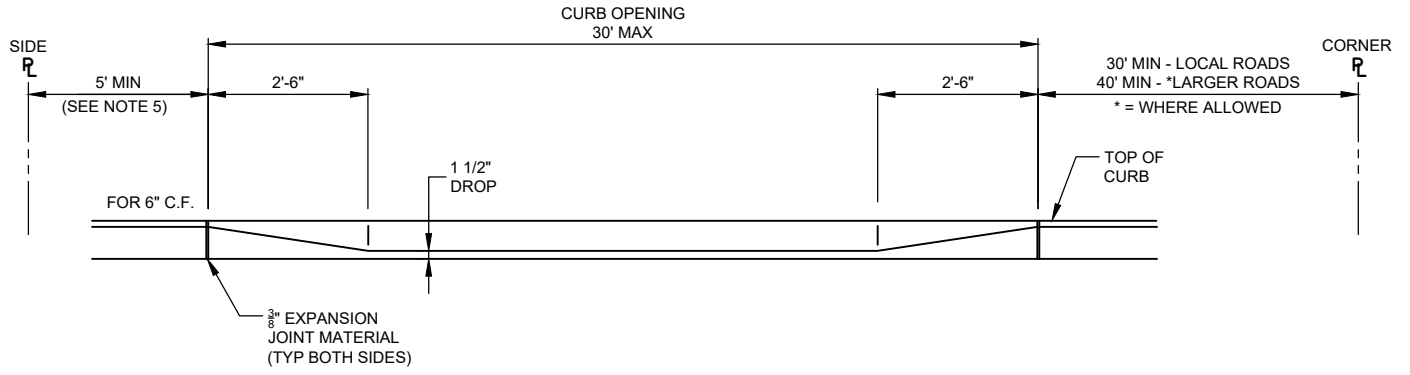
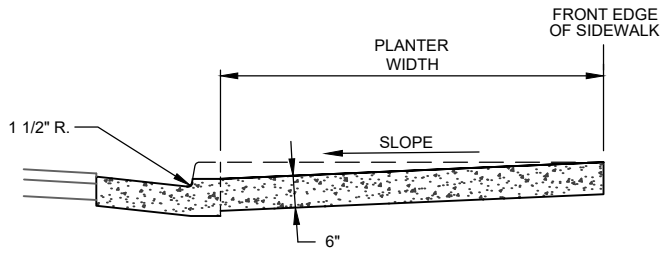


PLAN



ELEVATION



SECTION A-A


NOTES:

1. CURB OPENING SHALL HAVE A COURSE BROOM FINISH.
2. C.F. = CURB FACE
3. INSTALL 4" PVC SLEEVE UNDER DRIVEWAY AND 10" BELOW SIDEWALK FOR PI SERVICE.
4. DRIVEWAY APPROACHES SHALL NOT BE CLOSER THAN 10' TO ANOTHER DRIVEWAY APPROACH ON LOCAL ROADS.
5. CURB OPENING SHALL NOT BEGIN WITHIN 5 FT OF THE PROPERTY LINE UNLESS OTHERWISE APPROVED BY THE CITY ENGINEER.
6. WHEN PERMITTED ON ROADS WITH HIGHER CLASSIFICATIONS, APPROACHES SHALL NOT BE CLOSER THAN 50' TO ANOTHER DRIVEWAY APPROACH.

RESIDENTIAL DRIVEWAY APPROACH

V:\ENGR\Stds\StdSpec\StdDwg\Files\STREETS-7.dwg - Driveway Res - 6/08/2021 01:24pm - rfunk

DATE:	JUNE 2021
SCALE:	N.T.S.
75 NORTH MAIN STREET HEBER CITY, UTAH 84032 (435) 654-0757	



HEBER CITY

STREETS-7